

# TOWN OF VESTAL FIRE DISTRICT

## Tower #1 Replacement Project



January 2024



# Project Personnel



## Truck Replacement Committee Members

- Capt. Bill Fletcher – Committee Chairman
- FF Jon Weber
- FF Andy Eaton
- Past Chief Doug Rose
- Station/Ass't. Chief Steve Langeland – Project Coordinator
- Apparatus Industry Consultant/Past Member Keith Purdy





# Current Tower 32-1




- 2002 Sutphen MT70 (22 yrs old)
- 1500 GPM Pump
- 500 Gal. Water Tank
- 70' Ladder w/bucket
- Enclosed Cab, seating for 6
- 1000'+ 5" LDH Supply Hose
- 500' 2-1/2" Hose
- 2 - 200' 1-3/4" Pre-connects
- Ground ladder compliment





# Reasons for Replacement



- **Vehicle Age** (2002 – 22 years old)
  - Age Related Deterioration
  - Wear and Tear
- **Safety**
  - Update safety systems and technology
  - Out of date/lack of updated safety equipment
- **Maintenance/Repairs**
  - Parts availability is becoming limited
  - Systems are failing due to age
  - Corrosion issues
- **ISO requirements are met by current size, location, and quantity of Aerials**
- **NFPA & ISO recommend/require replacement at 15-20 years**



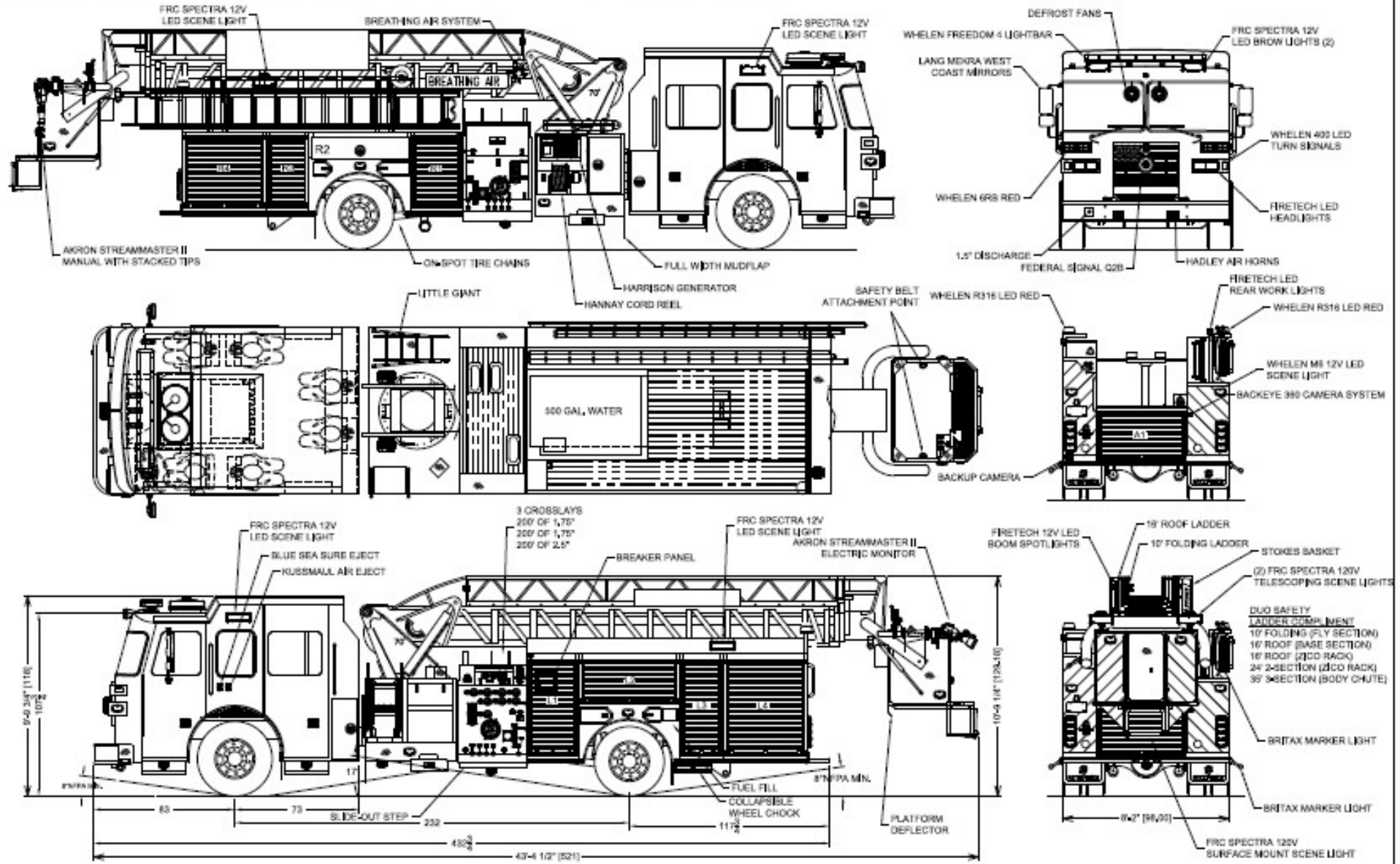


# Example Tower Replacement



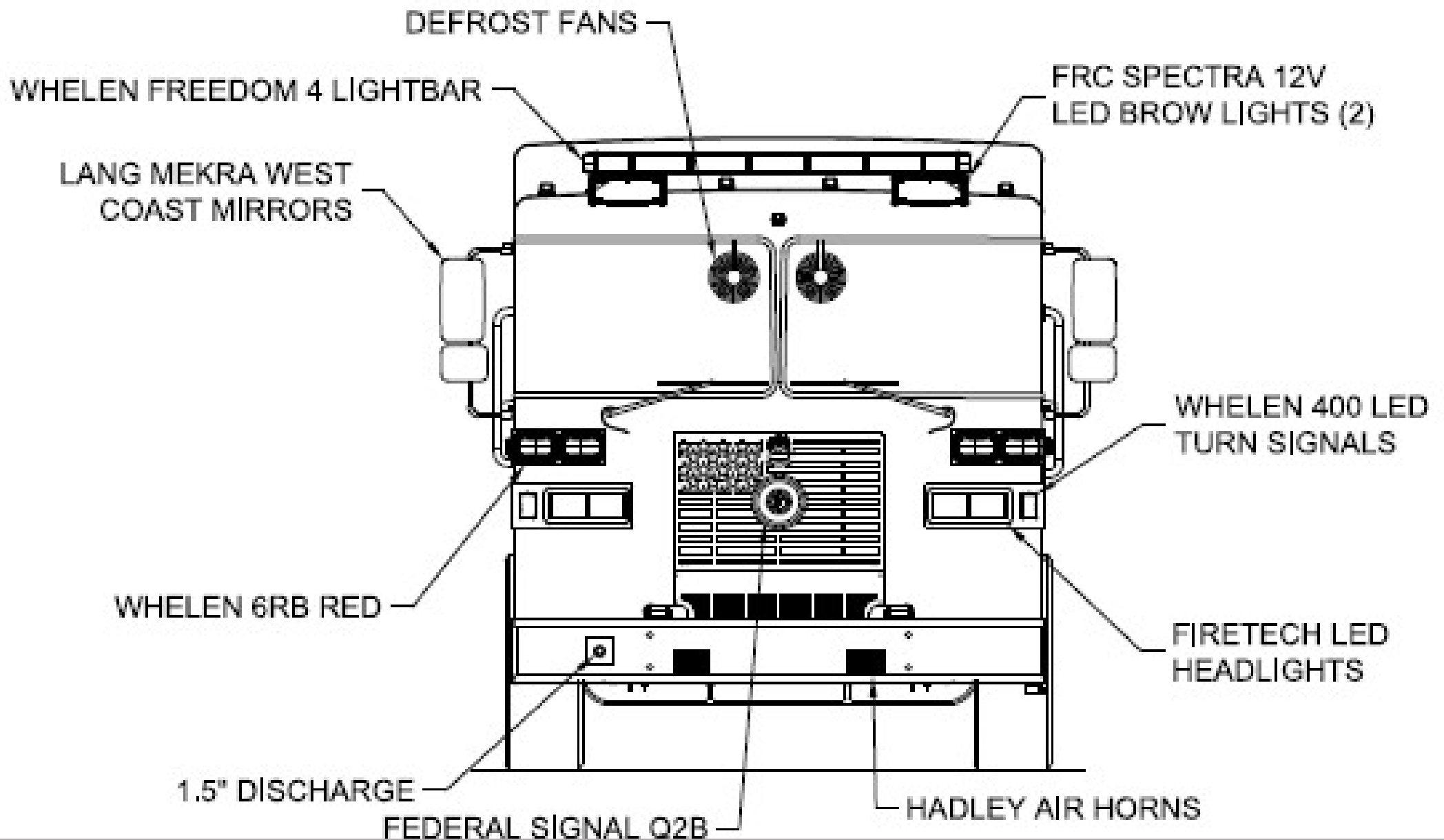
COMP	QTY	DESCRIPTION	VOLUME
L1	1	24" x 24" x 11" (20)	24" x 24" x 11"
L2	1	24" x 24" x 11" (20)	24" x 24" x 11"
L3	1	24" x 24" x 11" (20)	24" x 24" x 11"
L4	1	24" x 24" x 11" (20)	24" x 24" x 11"
A1	1	24" x 24" x 11" (20)	24" x 24" x 11"

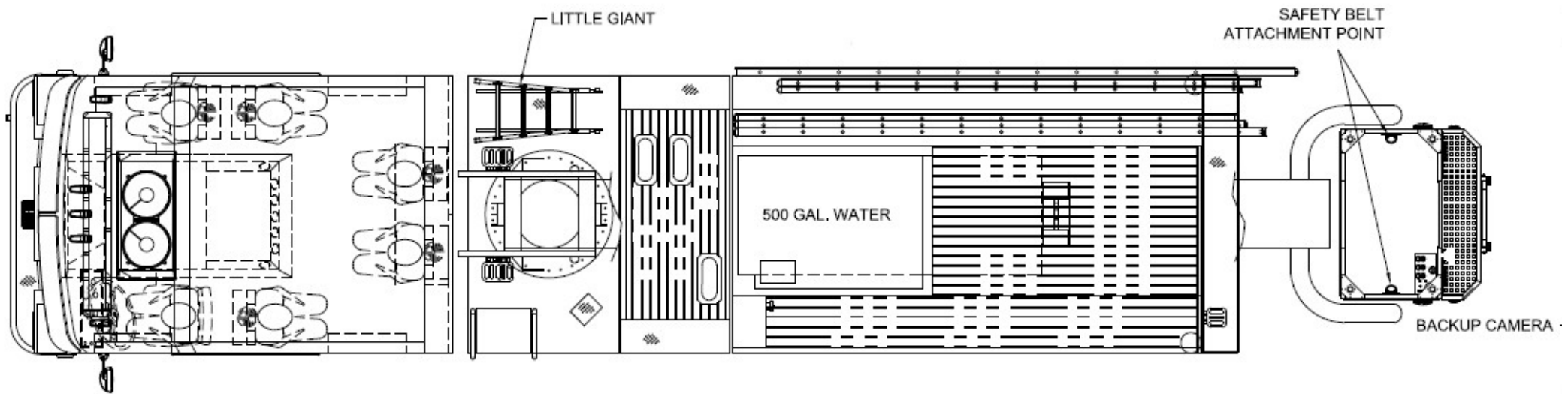
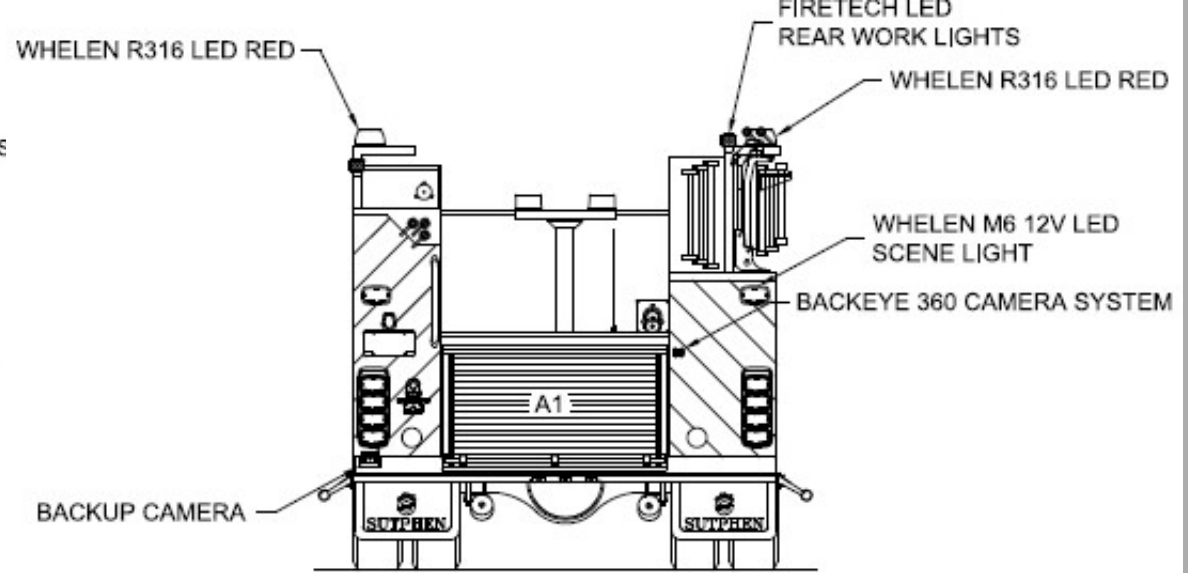
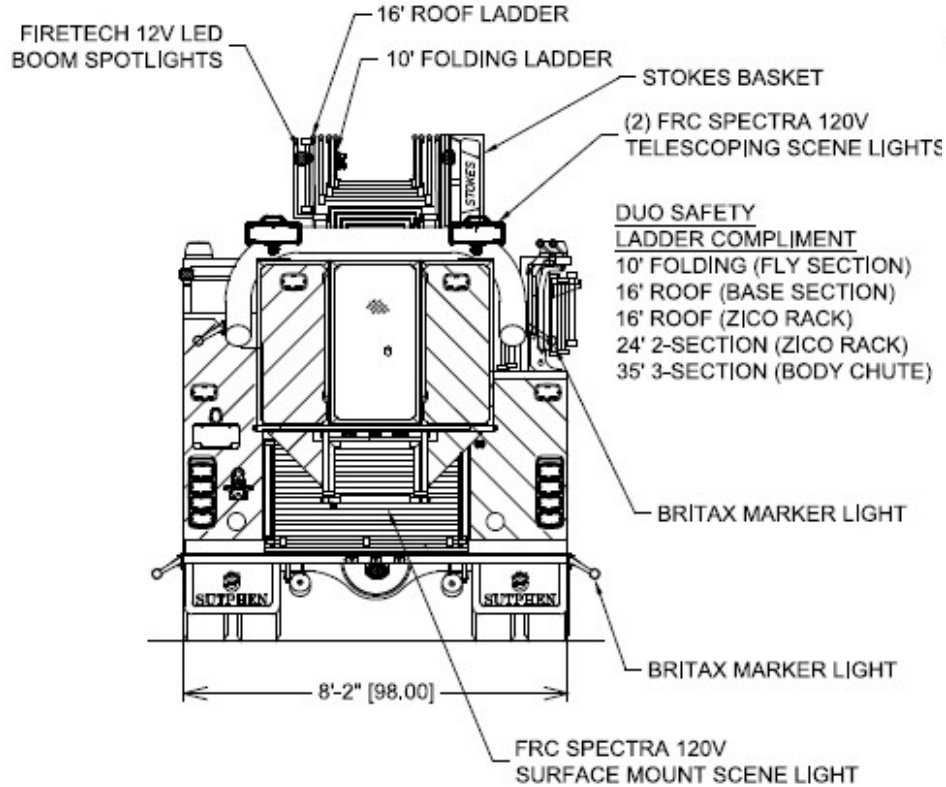
COMP	QTY	DESCRIPTION	VOLUME
W1	1	24" x 24" x 11" (20)	24" x 24" x 11"
W2	1	24" x 24" x 11" (20)	24" x 24" x 11"
W3	1	24" x 24" x 11" (20)	24" x 24" x 11"
W4	1	24" x 24" x 11" (20)	24" x 24" x 11"
W5	1	24" x 24" x 11" (20)	24" x 24" x 11"
W6	1	24" x 24" x 11" (20)	24" x 24" x 11"
W7	1	24" x 24" x 11" (20)	24" x 24" x 11"
W8	1	24" x 24" x 11" (20)	24" x 24" x 11"
W9	1	24" x 24" x 11" (20)	24" x 24" x 11"
W10	1	24" x 24" x 11" (20)	24" x 24" x 11"
W11	1	24" x 24" x 11" (20)	24" x 24" x 11"
W12	1	24" x 24" x 11" (20)	24" x 24" x 11"
W13	1	24" x 24" x 11" (20)	24" x 24" x 11"
W14	1	24" x 24" x 11" (20)	24" x 24" x 11"
W15	1	24" x 24" x 11" (20)	24" x 24" x 11"
W16	1	24" x 24" x 11" (20)	24" x 24" x 11"
W17	1	24" x 24" x 11" (20)	24" x 24" x 11"
W18	1	24" x 24" x 11" (20)	24" x 24" x 11"
W19	1	24" x 24" x 11" (20)	24" x 24" x 11"
W20	1	24" x 24" x 11" (20)	24" x 24" x 11"
W21	1	24" x 24" x 11" (20)	24" x 24" x 11"
W22	1	24" x 24" x 11" (20)	24" x 24" x 11"
W23	1	24" x 24" x 11" (20)	24" x 24" x 11"
W24	1	24" x 24" x 11" (20)	24" x 24" x 11"
W25	1	24" x 24" x 11" (20)	24" x 24" x 11"
W26	1	24" x 24" x 11" (20)	24" x 24" x 11"
W27	1	24" x 24" x 11" (20)	24" x 24" x 11"
W28	1	24" x 24" x 11" (20)	24" x 24" x 11"
W29	1	24" x 24" x 11" (20)	24" x 24" x 11"
W30	1	24" x 24" x 11" (20)	24" x 24" x 11"
W31	1	24" x 24" x 11" (20)	24" x 24" x 11"
W32	1	24" x 24" x 11" (20)	24" x 24" x 11"
W33	1	24" x 24" x 11" (20)	24" x 24" x 11"
W34	1	24" x 24" x 11" (20)	24" x 24" x 11"
W35	1	24" x 24" x 11" (20)	24" x 24" x 11"
W36	1	24" x 24" x 11" (20)	24" x 24" x 11"
W37	1	24" x 24" x 11" (20)	24" x 24" x 11"
W38	1	24" x 24" x 11" (20)	24" x 24" x 11"
W39	1	24" x 24" x 11" (20)	24" x 24" x 11"
W40	1	24" x 24" x 11" (20)	24" x 24" x 11"
W41	1	24" x 24" x 11" (20)	24" x 24" x 11"
W42	1	24" x 24" x 11" (20)	24" x 24" x 11"
W43	1	24" x 24" x 11" (20)	24" x 24" x 11"
W44	1	24" x 24" x 11" (20)	24" x 24" x 11"
W45	1	24" x 24" x 11" (20)	24" x 24" x 11"
W46	1	24" x 24" x 11" (20)	24" x 24" x 11"
W47	1	24" x 24" x 11" (20)	24" x 24" x 11"
W48	1	24" x 24" x 11" (20)	24" x 24" x 11"
W49	1	24" x 24" x 11" (20)	24" x 24" x 11"
W50	1	24" x 24" x 11" (20)	24" x 24" x 11"
W51	1	24" x 24" x 11" (20)	24" x 24" x 11"
W52	1	24" x 24" x 11" (20)	24" x 24" x 11"
W53	1	24" x 24" x 11" (20)	24" x 24" x 11"
W54	1	24" x 24" x 11" (20)	24" x 24" x 11"
W55	1	24" x 24" x 11" (20)	24" x 24" x 11"
W56	1	24" x 24" x 11" (20)	24" x 24" x 11"
W57	1	24" x 24" x 11" (20)	24" x 24" x 11"
W58	1	24" x 24" x 11" (20)	24" x 24" x 11"
W59	1	24" x 24" x 11" (20)	24" x 24" x 11"
W60	1	24" x 24" x 11" (20)	24" x 24" x 11"
W61	1	24" x 24" x 11" (20)	24" x 24" x 11"
W62	1	24" x 24" x 11" (20)	24" x 24" x 11"
W63	1	24" x 24" x 11" (20)	24" x 24" x 11"
W64	1	24" x 24" x 11" (20)	24" x 24" x 11"
W65	1	24" x 24" x 11" (20)	24" x 24" x 11"
W66	1	24" x 24" x 11" (20)	24" x 24" x 11"
W67	1	24" x 24" x 11" (20)	24" x 24" x 11"
W68	1	24" x 24" x 11" (20)	24" x 24" x 11"
W69	1	24" x 24" x 11" (20)	24" x 24" x 11"
W70	1	24" x 24" x 11" (20)	24" x 24" x 11"
W71	1	24" x 24" x 11" (20)	24" x 24" x 11"
W72	1	24" x 24" x 11" (20)	24" x 24" x 11"
W73	1	24" x 24" x 11" (20)	24" x 24" x 11"
W74	1	24" x 24" x 11" (20)	24" x 24" x 11"
W75	1	24" x 24" x 11" (20)	24" x 24" x 11"
W76	1	24" x 24" x 11" (20)	24" x 24" x 11"
W77	1	24" x 24" x 11" (20)	24" x 24" x 11"
W78	1	24" x 24" x 11" (20)	24" x 24" x 11"
W79	1	24" x 24" x 11" (20)	24" x 24" x 11"
W80	1	24" x 24" x 11" (20)	24" x 24" x 11"
W81	1	24" x 24" x 11" (20)	24" x 24" x 11"
W82	1	24" x 24" x 11" (20)	24" x 24" x 11"
W83	1	24" x 24" x 11" (20)	24" x 24" x 11"
W84	1	24" x 24" x 11" (20)	24" x 24" x 11"
W85	1	24" x 24" x 11" (20)	24" x 24" x 11"
W86	1	24" x 24" x 11" (20)	24" x 24" x 11"
W87	1	24" x 24" x 11" (20)	24" x 24" x 11"
W88	1	24" x 24" x 11" (20)	24" x 24" x 11"
W89	1	24" x 24" x 11" (20)	24" x 24" x 11"
W90	1	24" x 24" x 11" (20)	24" x 24" x 11"
W91	1	24" x 24" x 11" (20)	24" x 24" x 11"
W92	1	24" x 24" x 11" (20)	24" x 24" x 11"
W93	1	24" x 24" x 11" (20)	24" x 24" x 11"
W94	1	24" x 24" x 11" (20)	24" x 24" x 11"
W95	1	24" x 24" x 11" (20)	24" x 24" x 11"
W96	1	24" x 24" x 11" (20)	24" x 24" x 11"
W97	1	24" x 24" x 11" (20)	24" x 24" x 11"
W98	1	24" x 24" x 11" (20)	24" x 24" x 11"
W99	1	24" x 24" x 11" (20)	24" x 24" x 11"
W100	1	24" x 24" x 11" (20)	24" x 24" x 11"



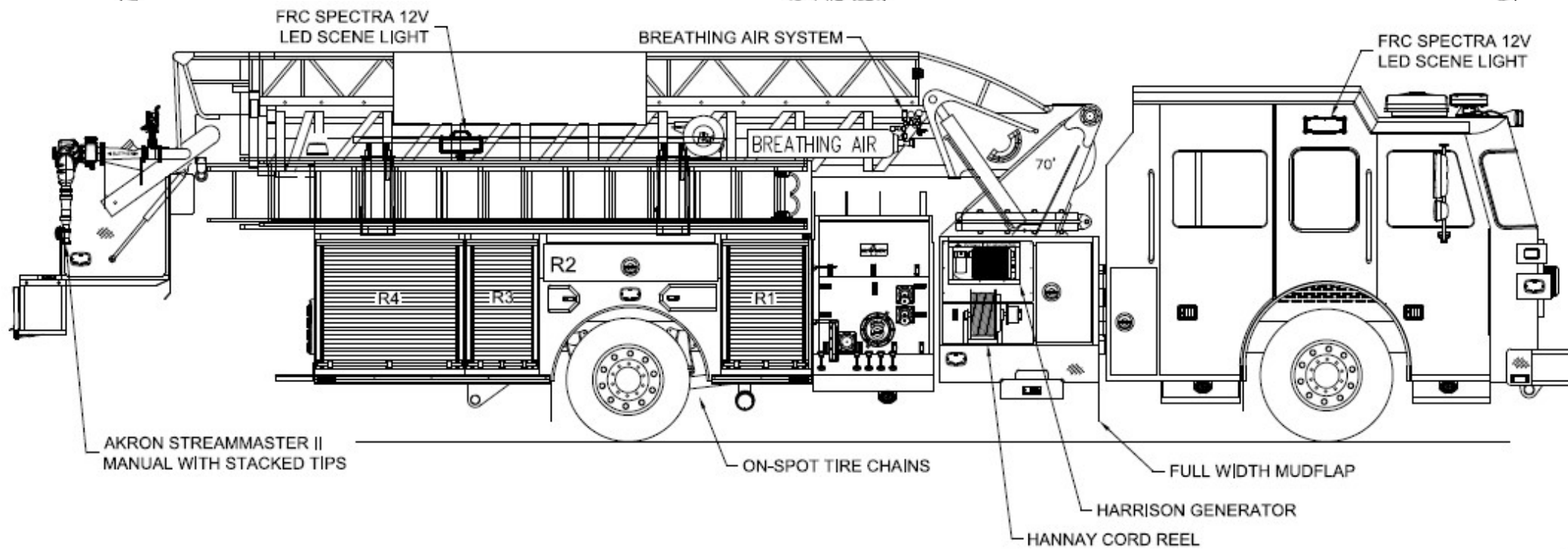
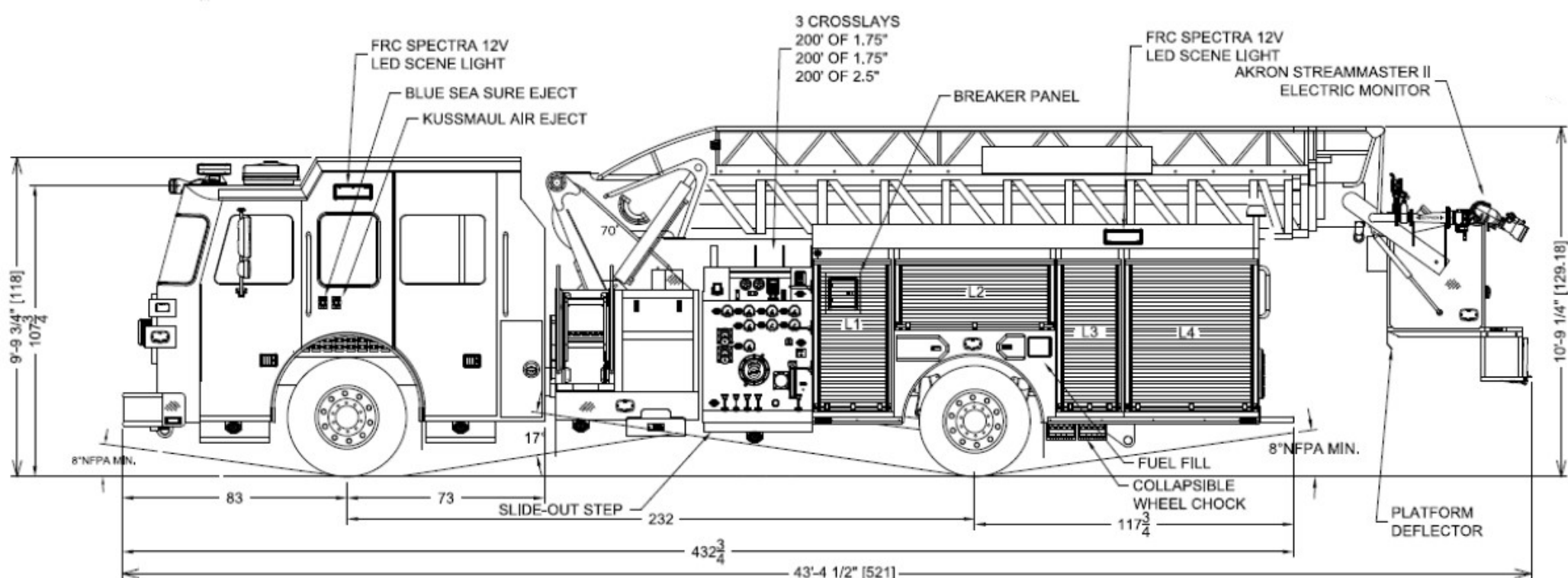
DIMENSIONS SHOWN ON THIS DRAWING ARE APPROXIMATE AND ARE SUBJECT TO MINOR CHANGES DURING CONSTRUCTION.  IN THE EVENT OF A DISCREPANCY BETWEEN THE SUTPHEN SPECIFICATIONS AND DRAWING, THE SUTPHEN SPECIFICATIONS SHALL PREVAIL.  DRAWINGS FOR REFERENCE ONLY, SOME ITEMS PROPOSED MAY NOT BE SHOWN OR NOTED.	CUSTOMER APPROVAL				DRAWING		 VESTAL FIRE DEPT. VESTAL, NY 13090 609-6000
	NAME:				APP:		
	TITLE:				DATE:	01/03/2023	
	DATE:				BY:	HL/LAND	
THE PRINTED PROVIDED ON A REPROCESSED PAPER AND IS NOT TO BE USED IN ANY MANNER DETRIMENTAL TO THE INTEREST OF SUTPHEN CORPORATION.							













# Manufacturer Sutphen

(Same as current Tower #1)



## Same as Current

- 500 Gallon Water Tank
- Attack and Supply Hose Compliment
- 6 Person Cab
- Ground Ladder Compliment
- 70' Ladder w/bucket

## New Upgrades

- 2000 GPM Pump (up from 1500)
- 2 add'l. 1-3/4", 1 add'l. 2-1/2" pre-connect lines
- Enhanced Safety Systems
- Upgraded LED lighting
- Front Trash/Hose Line Connection
- Raised Roof/Extended Cab
- Larger Compartments
- Hydraulic Ladder Rack





# Replacement Cost

Bid Price - \$1,772,118.58

Additional Expenses (15%) - \$ 267,881.42  
(Includes Change Control, Bonding Costs, & Equipment needed )

---

**TOTAL Project Cost = \$2,040,000**



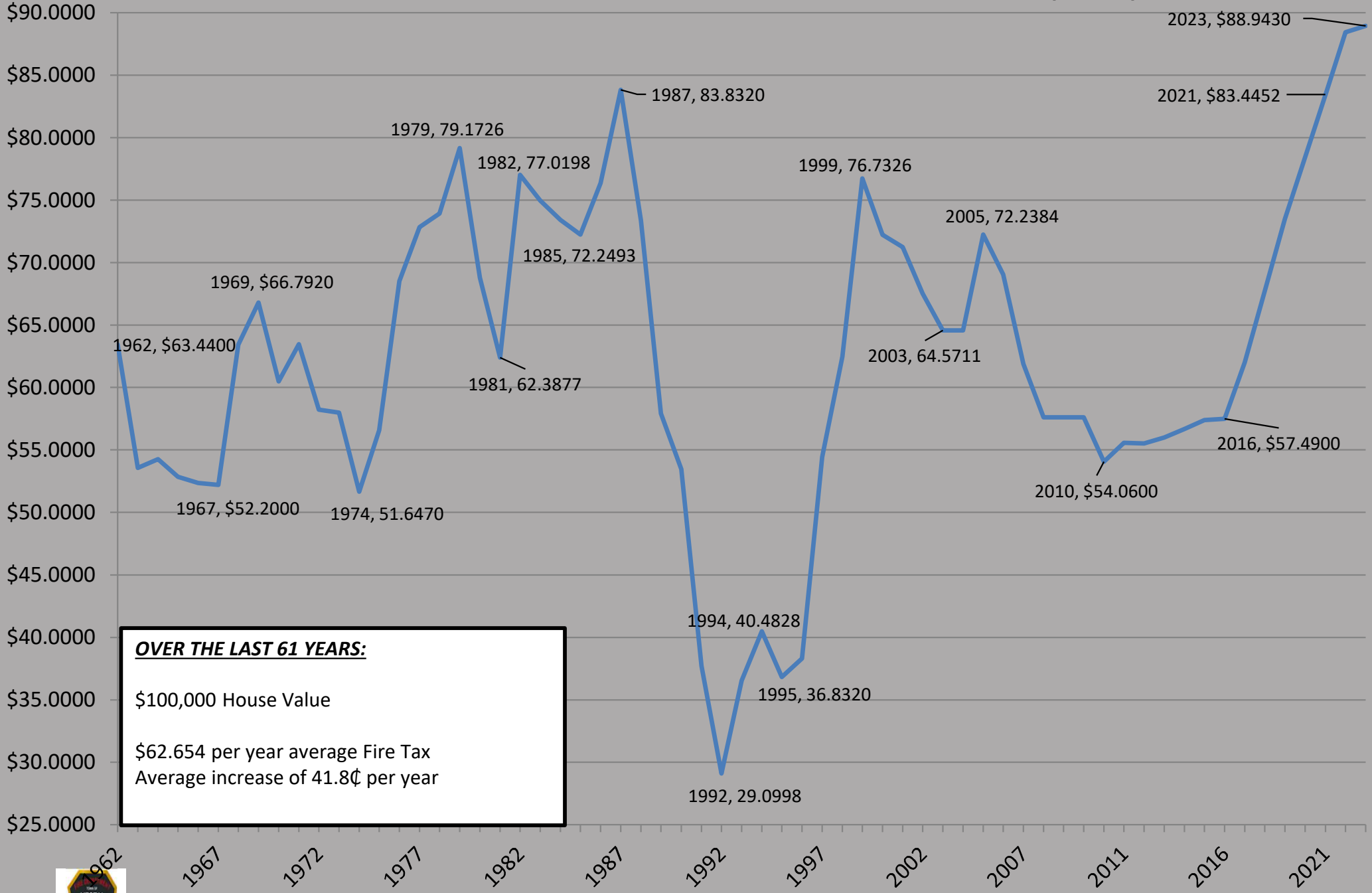


# Town of Vestal FD Tax History



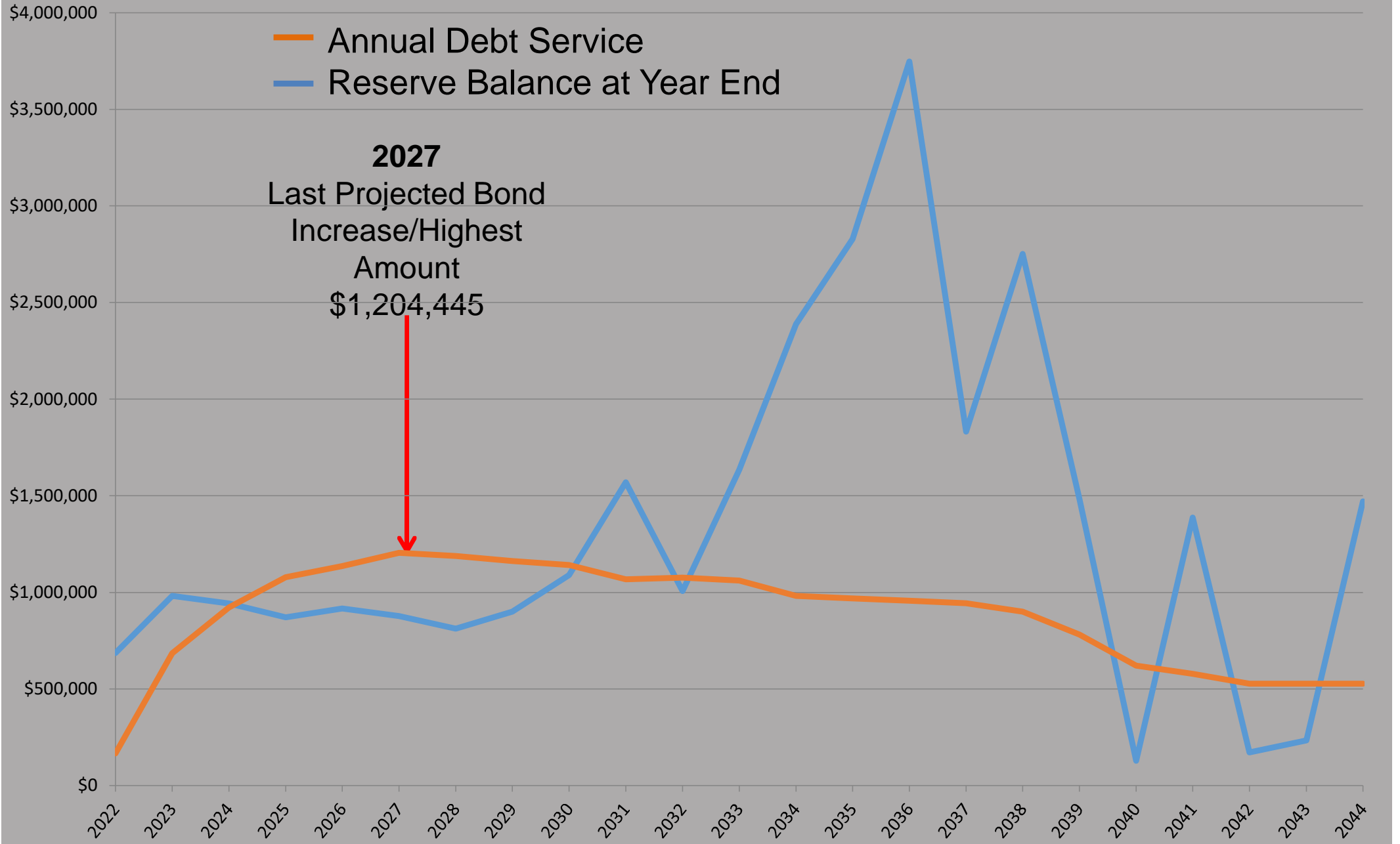


# Vestal FD Tax Rate/\$100K - 1962 – Present (2023)



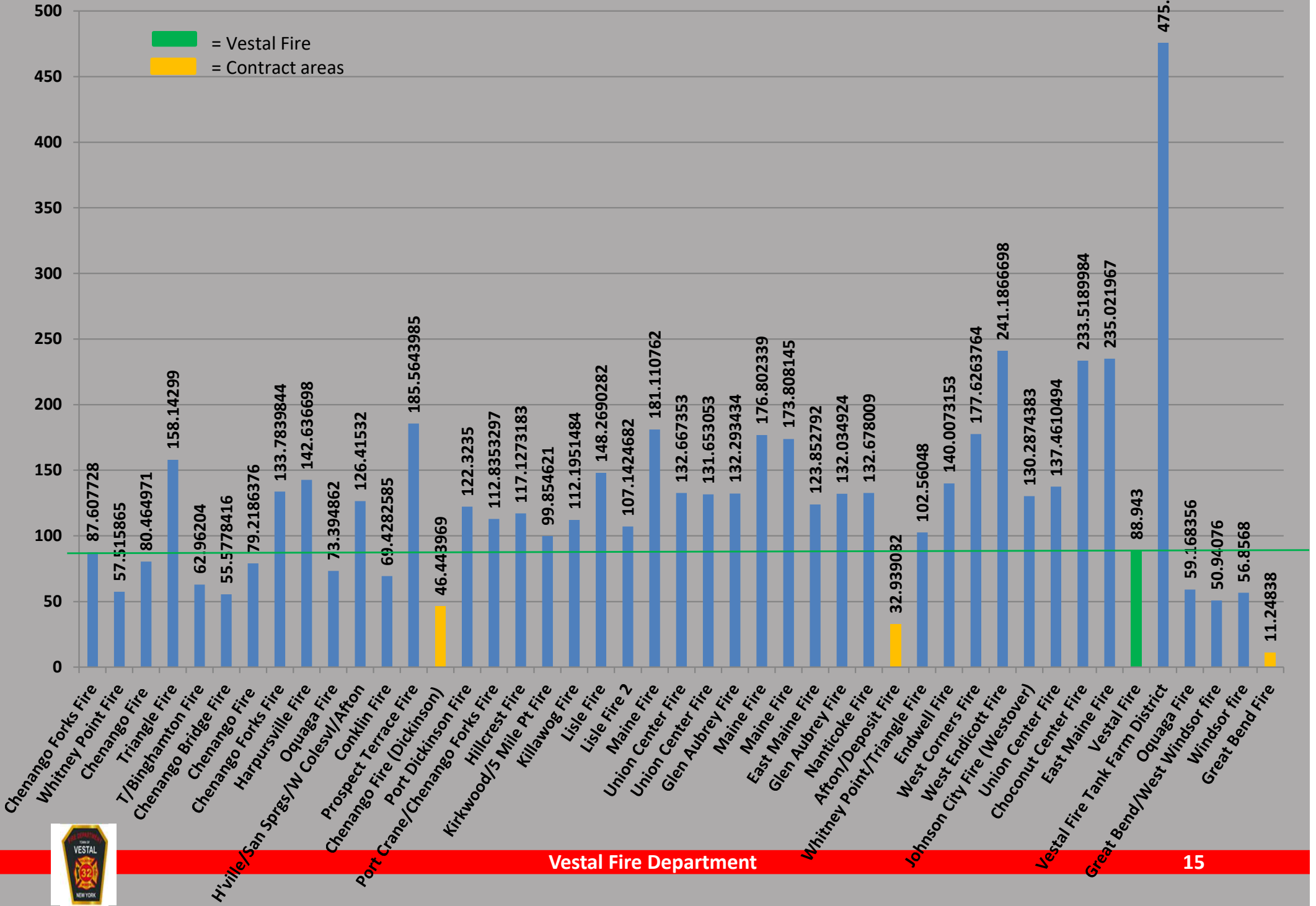


# Annual Debt Service vs Capital Reserve



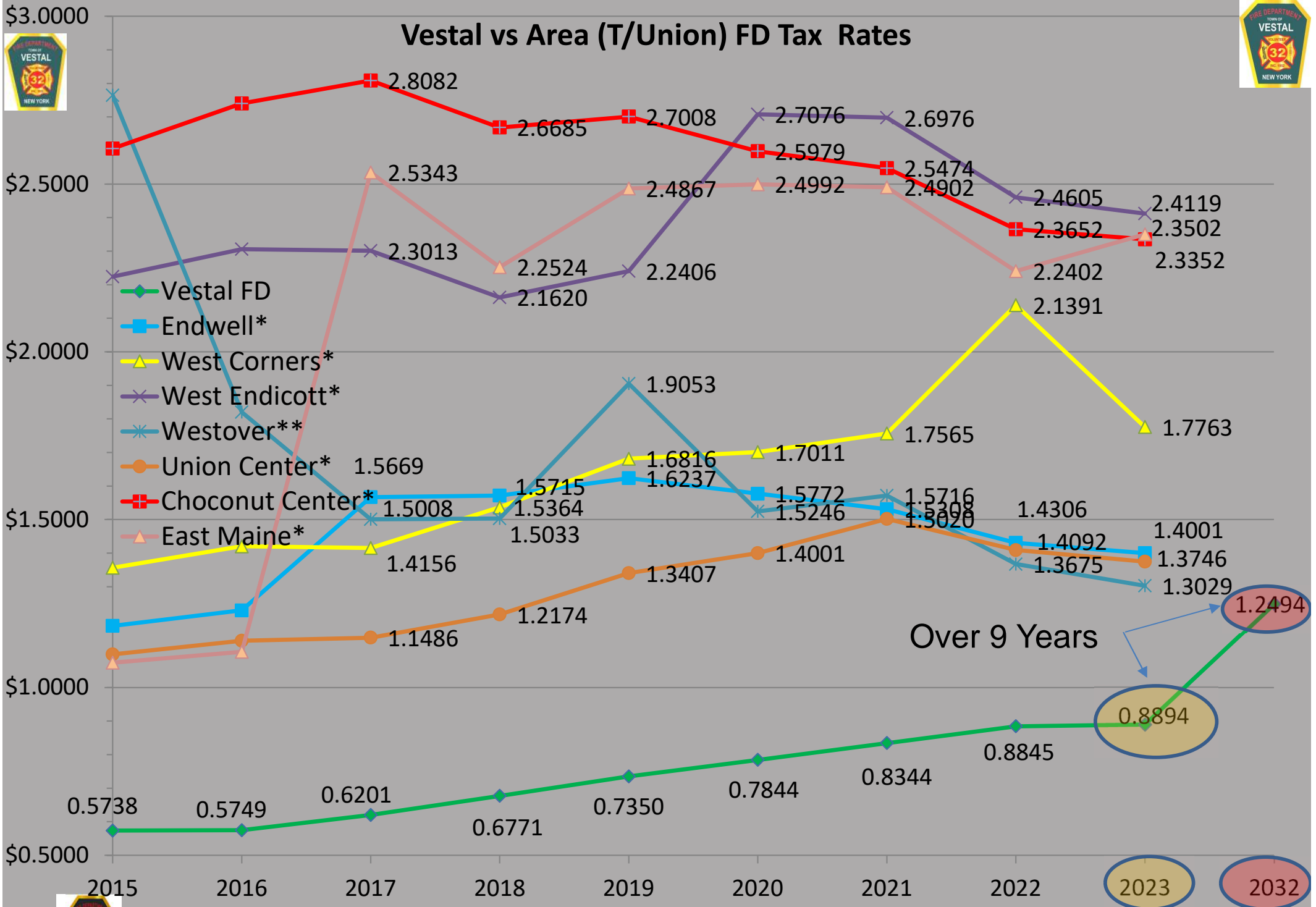


# 2023 Broome County Fire Tax Rates/\$100K





# Vestal vs Area (T/Union) FD Tax Rates



Over 9 Years







# Bond Summary

- \$2,040,000 at 4.5% = approx. \$150,195/year for 20 years (\$3,003,900 including \$963,900 interest)
- Cost is included in the annual \$0.550 tax increase approved in 2017 by Fire Commissioners in the (5/20 year) Long Range Financial Plan
- Annual approved increase equates to \$5.50 on a \$100,000 home, with or without this project
- **NO ADDITIONAL INCREASE IN TAX RATE,** above that already in the Long Range Plan to replace this Tower





# Increasing Reserves

- Why and how are we building reserves?





# Why Fund Reserve\$?



- Sets vision for the future – how much, when, and for what.
- Saves interest costs and provides opportunity for interest earnings (almost \$964,000 in interest, more than 1/2 the cost of this Truck, would have been saved!).
- Delays increase costs, and interest rates are rising.
- Our Capital Reserve Plans stand to save almost \$5,479,000 over bonding the same projects from now until 2039
- Provides greater flexibility to make timely acquisitions.
- Helps ensure a commitment to fund needs.
- Still allows voter participation.





# How: Commitment to the Plan

- 5 year plan includes systematic funding.
- Requires supermajority to change the plan.
- Plan is reviewed and updated annually.





# Referendum

Tuesday, January 16<sup>th</sup>, 2024

12-9 PM

Vestal Station #3

Owego Road in Ross Corners





Questions?





Thank You

